

# PB

## ANTIPANICO PUSH-BAR

Antipanico reversibile tipo PUSH. La reversibilità si è facilmente applicabile nel corso dell'installazione grazie al "one second system". Adatto per porte fino a 2,66 m di altezza. Permette installare estensioni per porte di maggior altezza (fino a 3 m). Certificato con marcatura CE 1125. 3-7-7-B-1-4-2-2-B-A

Barre orizzontali disponibili in lunghezze di 840 e 1170 mm.

### Materiali

- scrocco: acciaio
- cuffie: acciaio verniciato
- carter: alluminio
- barra: alluminio

### Finiture

- Nero / Nero
- Nero / Rosso
- Nero / Argento
- Effetto acciaio

### Funzionamento

- applicazione: adatto per installazioni interne/esterne
- cicli garantiti: 200.000
- azionamento: 2 mm di pressione sulla barra

### Certificato

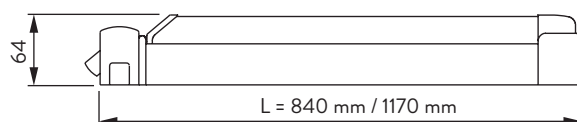
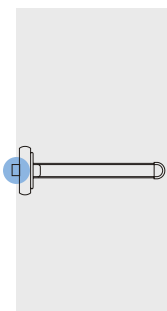
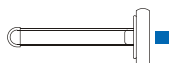


EN 1125: 2008 +/ EC1:2009  
3-7-7-B-1-4-2-2-B-A

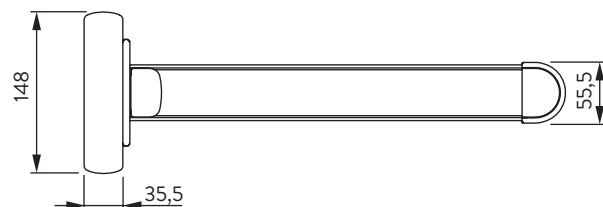
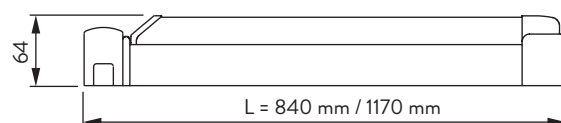
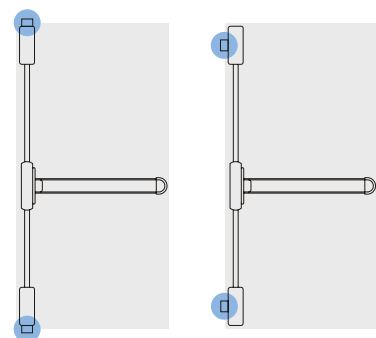
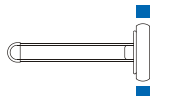
### Punti di chiusura

- 1, 2 o 3 punti

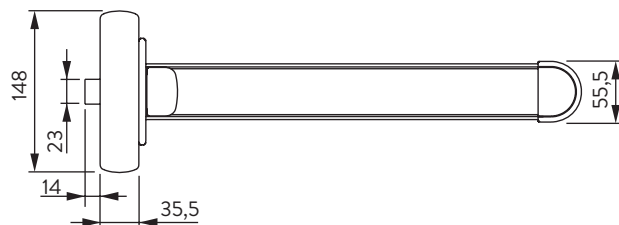

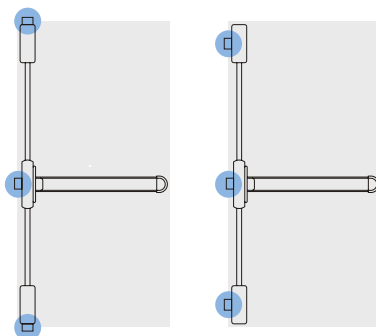
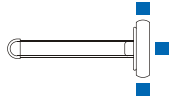
#### PB 1



#### PB 2

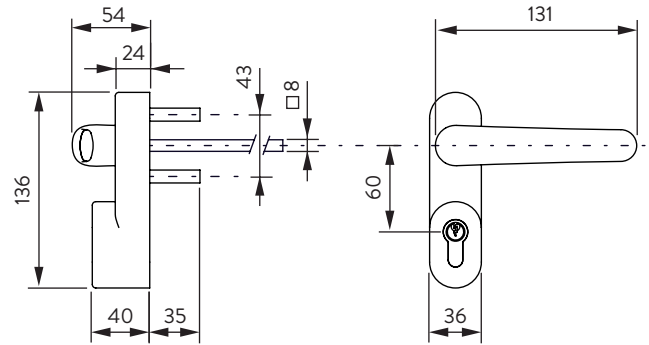
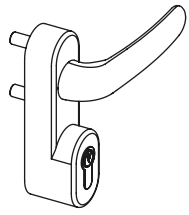


#### PB 3

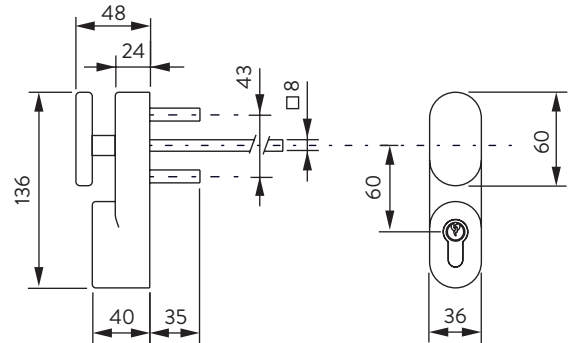
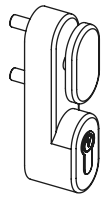


## ACCESSORI

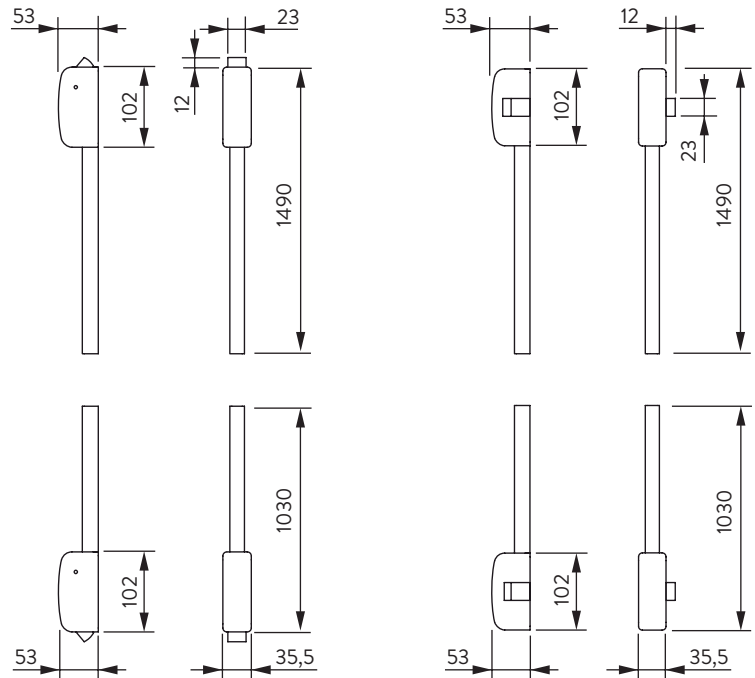
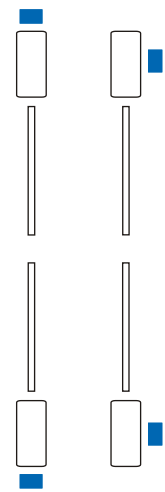
### GRUPPO MANIGLIA E CILINDRO



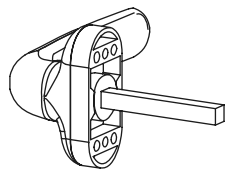
### GRUPPO POMO E CILINDRO



### BARRE VERTICALI (CON ASTE E SCROCCHI VERTICALI O LATERALI)



### MANIGLIA ESTERNA IN ALLUMINIO VERNICIATO



### AZIONAMENTO CILINDRO ESTERNO

