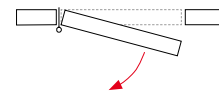


PG CR IRON

PG CR 180 / PG CR 240 / PG CRP 240

Hinges with bearing and drop profile for installation on doors by welding. Smooth opening and closing actuation due to bearing on the central axis, instead of the washer, which practically doubles its capacity. Made of iron or zinc-plated iron.



Outside materials

- body: steel
- adjustable cap: carbon steel
- bearing: steel (stainless steel CRP model)

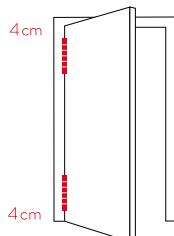
Inside materials

- inner axle: stainless steel (180) or steel (240)
- inner spring: steel blades set with protective grease

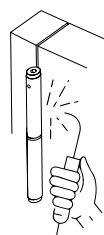
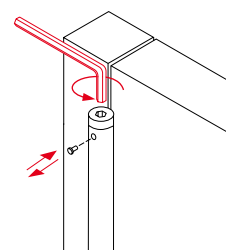
Performance

- application: suitable for indoor/outdoor installation
- automatic return: yes
- adjustable return power: yes
- maximum door opening: 180°
- working cycles: up to 500.000

Proper installation



Tension



3-points adjusting cap

PG WITH BEARING

