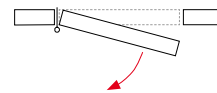


# PG CR SST

## PG CR 180 / PG CR 240 / PG CRP 240

Hinges with bearing and drop profile for installation on doors by welding. Made of stainless steel AISI 304 with smooth opening and closing actuation due to bearing on the central axis, instead of the washer, which practically doubles its capacity.



### Outside materials

- body: stainless steel AISI 304 polished
- adjustable cap: stainless steel AISI 316
- bearing: stainless steel

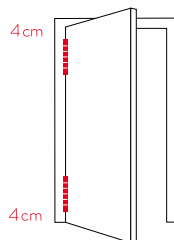
### Inside materials

- inner axle: stainless steel AISI 304
- inner spring: steel (240) or stainless steel (180) blades set with protective grease

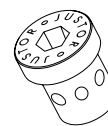
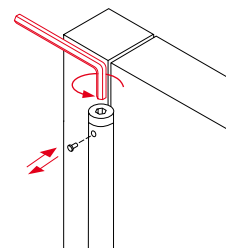
### Performance

- application: suitable for indoor/outdoor installation
- automatic return: yes
- adjustable return power: yes
- maximum door opening: 180°
- working cycles: up to 500.000

### Proper installation



### Tension



3-points adjusting cap

## PG WITH BEARING

