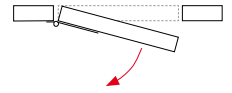


MB ALUM

MB 180

Product easy to install. Possibility to easily enable or disable spring function. Easy adjustable spring strength. Endurance of more than 250.000 work cycles. Aluminum finishing in various colors. Special model for outdoor installation.



Outside materials

- blade: anodized aluminum (cataphoresis for outdoor model)
- adjustable cap: zamac
- arm and flange: steel

Inside materials

- inner axle: stainless steel AISI 304
- inner spring: steel blades set (or stainless steel blades set for outdoor model) with protective grease

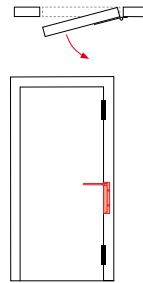
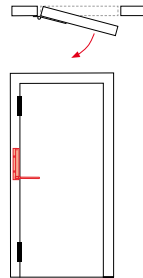
Performance

- application: suitable for indoor/outdoor installation
- automatic return: yes
- adjustable return power: yes
- maximum door opening: 180°
- working cycles: up to 250.000

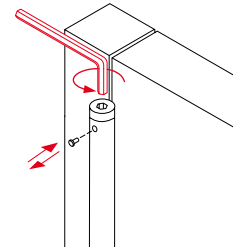
see MB tutorial



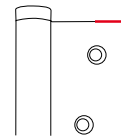
Proper installation



Tension

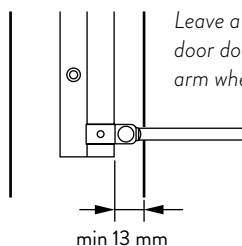
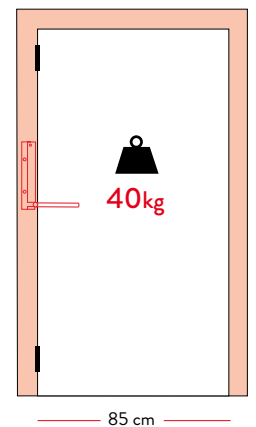
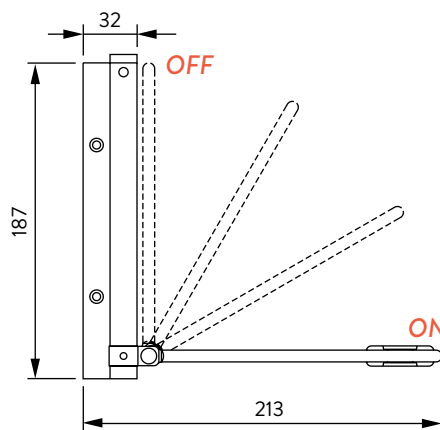
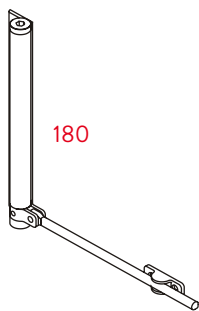


3-points adjusting cap



straight edge

MB 180



Leave a space (min. 13mm) so that the door does not interfere with the spring arm when in OFF position.