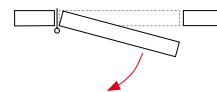


# SA IRON

## SA 120 / SA 180

Iron spring hinge that allows installation by welding providing the same performance as by fixing with screws. The steel hinges provide the same work performance as the aluminum or stainless steel hinges.



### Outside materials

- blade: steel zinc-plated
- adjustable cap and washers: carbon steel

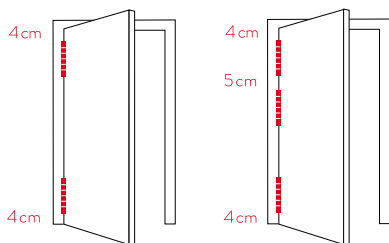
### Inside materials

- inner axle: stainless steel AISI 304
- inner spring: steel (180) or stainless steel (120) blades set with protective grease

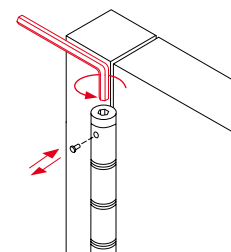
### Performance

- application: suitable for indoor/outdoor installation
- automatic return: yes
- adjustable return power: yes
- maximum door opening: 180°
- working cycles: up to 500.000

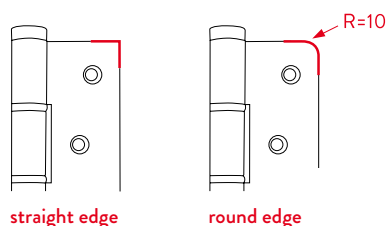
### Proper installation of 2 and 3 hinges



### Tension



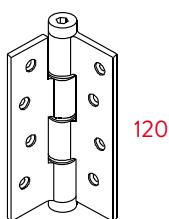
3-points  
adjusting cap



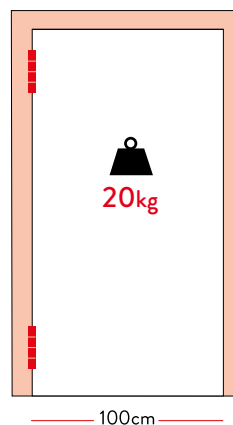
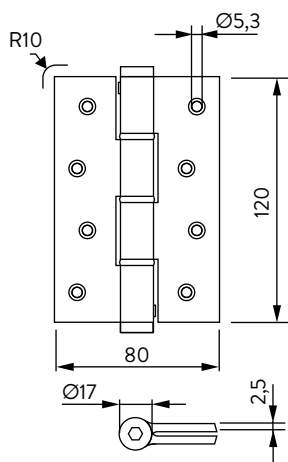
straight edge

round edge

## SA 120

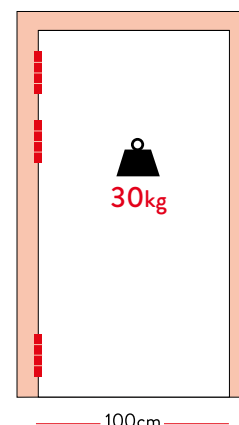


120



20kg

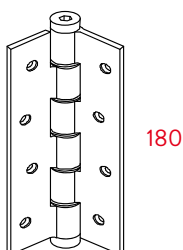
100cm



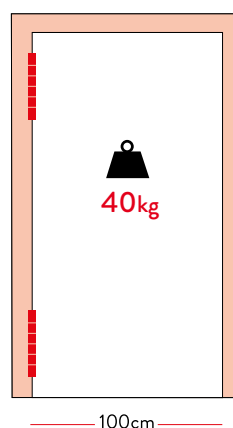
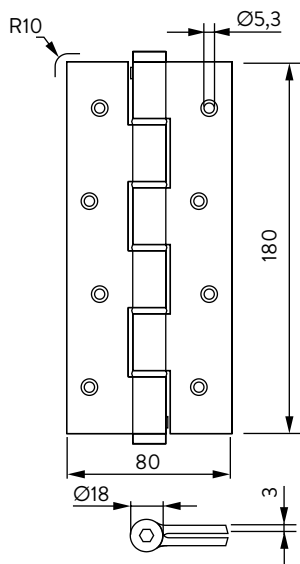
30kg

100cm

## SA 180

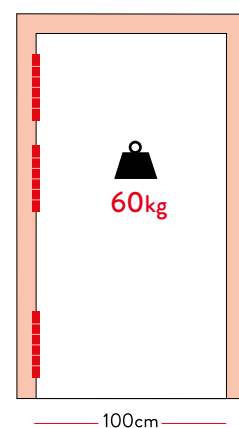


180



40kg

100cm



60kg

100cm