

PB

ANTIPÀNIC PUSH-BAR

Antipànic reversible tipus PUSH. La reversibilitat de mà es realitza fàcilment en el moment de la instal·lació al disposar del "one second system". Apte de sèrie per a portes de fins a 2,66 m d'alçada. Permet instal·lar prolongadors per a portes de major altura (fins a 3 m). Certificat amb marcatge CE 1125. 3-7-7-B-1-4-2-2-B-A

Barres horitzontals disponibles en longituds de 840 y 1170 mm.

Materials

- pestell: acer
- caputxó: acer envernissat
- càrter: alumini
- barra: alumini

Acabats

- Negre / Negre
- Negre / Vermell
- Negre / Plata
- Efecte acer

Funcionament

- aplicació: apta seva instal·lació interior/exterior
- cicles garantits: 200.000
- accionament: 2 mm de pressió de la barra

Certificat

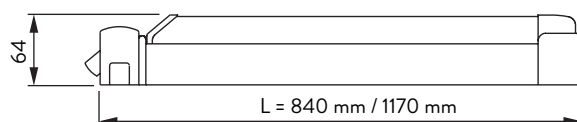
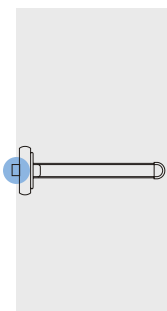
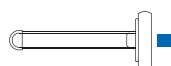


EN 1125: 2008 +/- EC1:2009
3-7-7-B-1-4-2-2-B-A

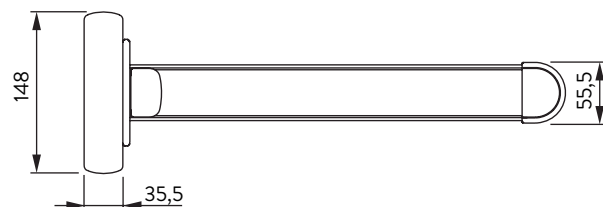
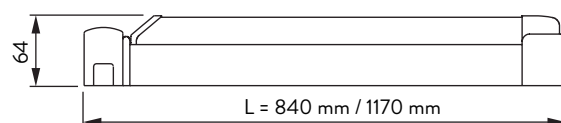
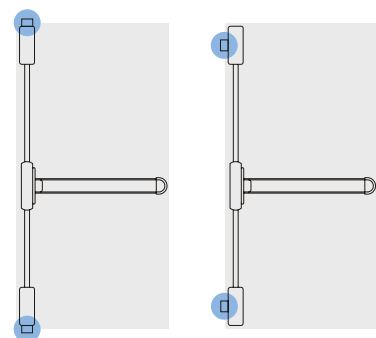
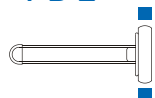
Anclatge

- 1, 2 o 3 punts

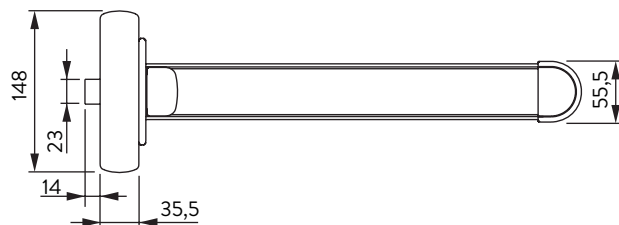

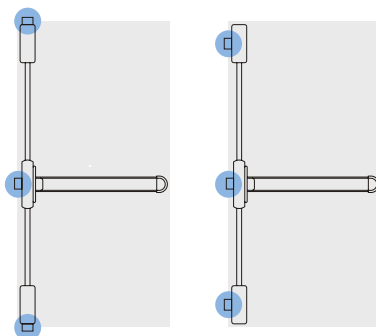
PB 1



PB 2

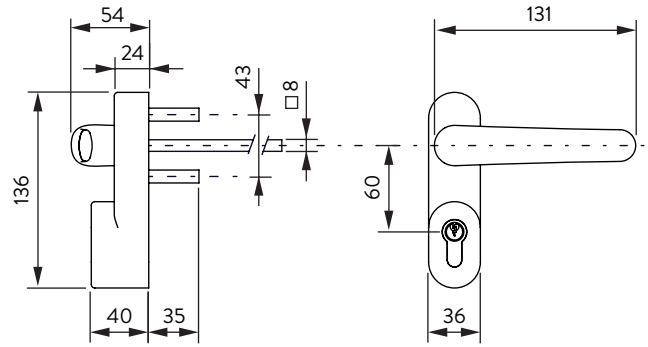
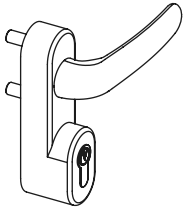


PB 3

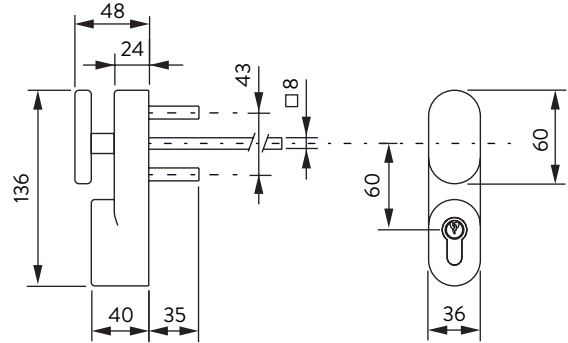
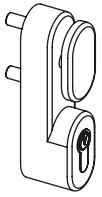


ACCESSORIS

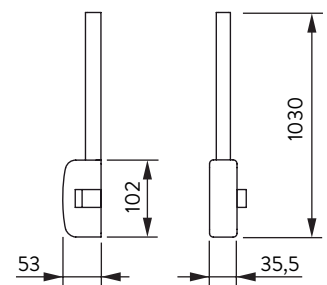
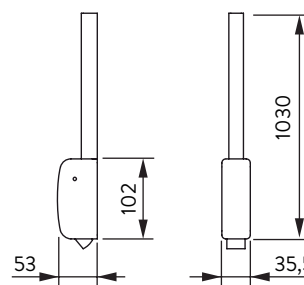
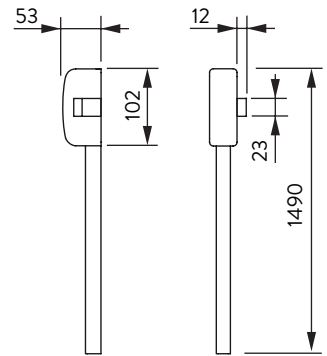
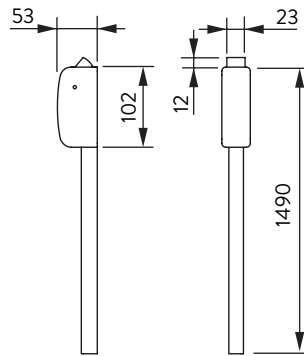
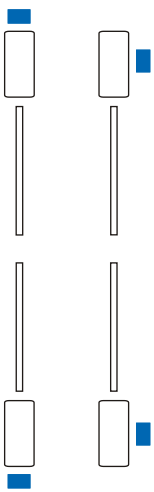
GRUP MANETA I CILINDRE



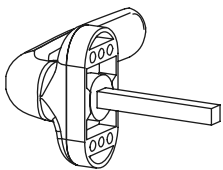
GRUP POM I CILINDRE



BARRES VERTICALS (AMB BARRES I PESTELLS VERTICALS O LATERALS)



MANETA EXTERNA D'ALUMINI PINTAT



ACCIONAMENT CILINDRE EXTERIOR

