

# ST INOX AISI 304

## STC 150 / STC E 150 / STW 150

Cerniere in acciaio inossidabile AISI 304 con un disegno particolare dove una bandella lavora dentro l'altra, offrendo uno spessore totale eccezionalmente ridotto (2,5 mm) che permette, in molti casi, di evitare l'incasso.



### Materiali esterni

- bandella: acciaio inox AISI 304 lucidato
- tappo regolazione e rondelle: acciaio inox AISI 316

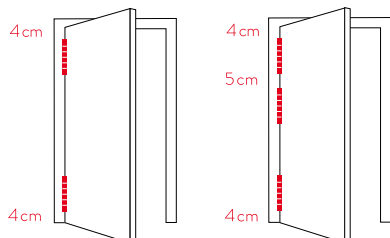
### Materiali interni

- asse all'interno: acciaio inox AISI 304
- molla interna: set lamiere d'acciaio al carbonio con grasso protettore

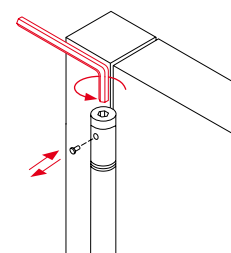
### Funzionamento

- applicazione: adatto per porte interne/esterno
- ritorno automatico: sì
- regolatore di potenza: sì
- apertura massima: 180°
- cicli: più di 500.000

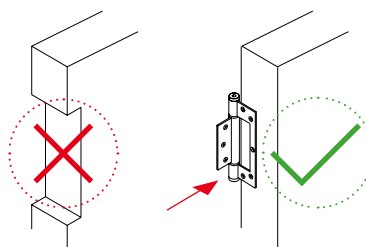
### Corretta installazione 2 e 3 cerniere



### Tensione



### Installazione senza incasso

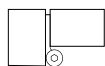


3 punti di tensione

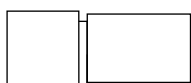
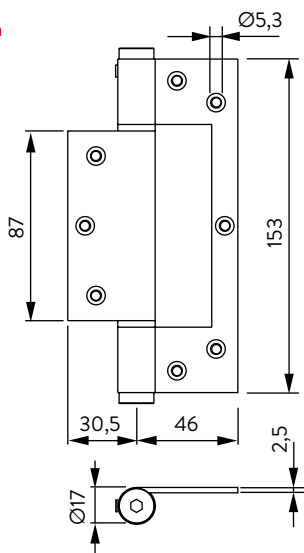
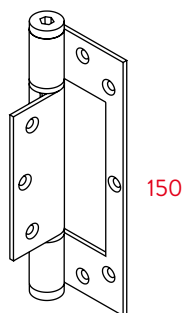
video montaggio ST



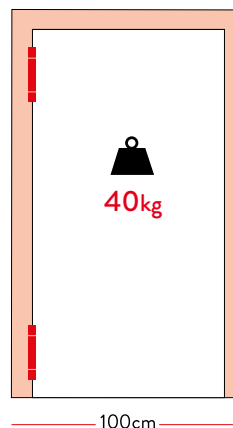
## STW 150



profilo 40 mm

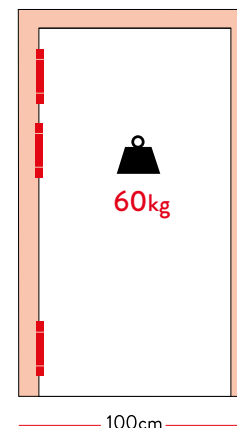


spessore 2,5 mm



40kg

100cm

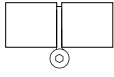


60kg

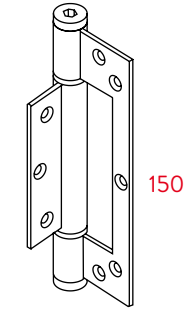
100cm

ST semplice azione

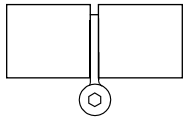
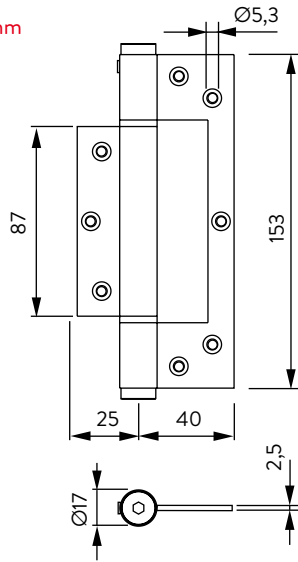
STC E  
150



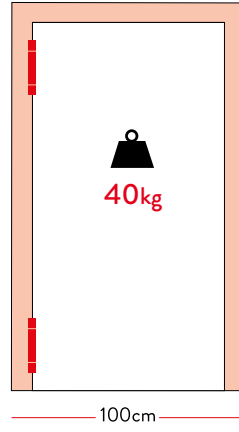
profilo 30 mm



150

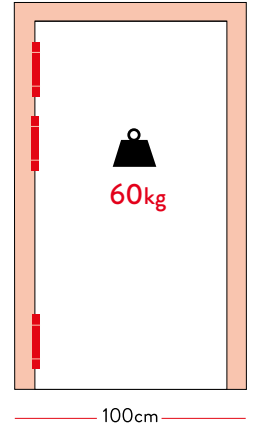


spessore 2,5 mm



40kg

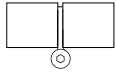
100cm



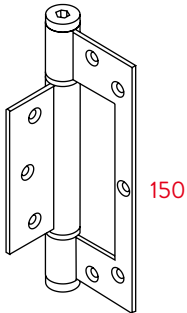
60kg

100cm

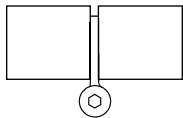
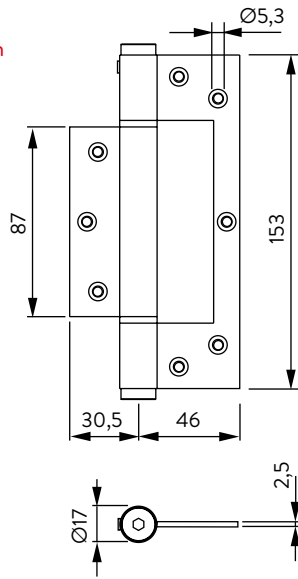
STC  
150



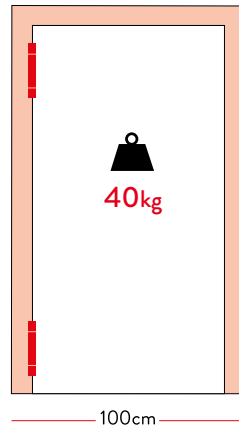
profilo 40 mm



150

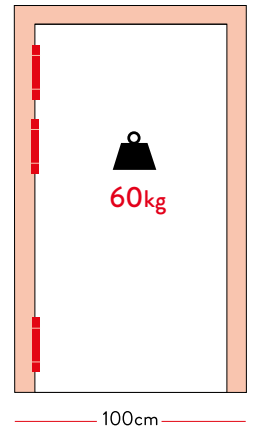


spessore 2,5 mm



40kg

100cm



60kg

100cm