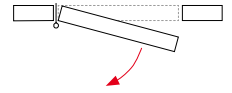


ST ALUM

STC 150 / STC E 150 / STW 150

Charnière en aluminium avec un design spécial grâce auquel une aile s'emboîte dans l'autre, ce qui offre une épaisseur exceptionnellement fine (2,5 mm). Il n'est plus donc nécessaire, dans la plupart des cas, de réaliser un encastrement.



Matériaux extérieur

- aile: aluminium anodisé
- bouchon de réglage: zamac
- rondelles de séparation: polyamide

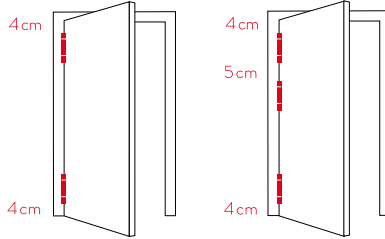
Matériaux intérieur

- axe intérieur: acier inoxydable AISI 304
- ressort intérieur: paquet de lamelles acier au carbone avec graisse de protection

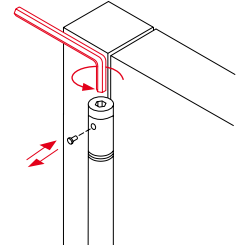
Fonctionnement

- application: adaptée pour intérieure/ extérieure
- retour automatique: oui
- puissance réglable: oui
- ouverture maximale de fonctionnement: 180°
- cycles: plus de 500.000

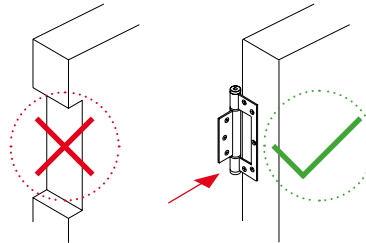
Installation correcte 2 et 3 charnières



Tension



Installation sans retrait

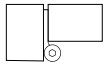


3 points de tension

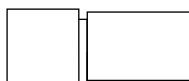
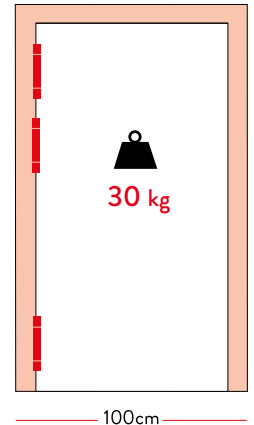
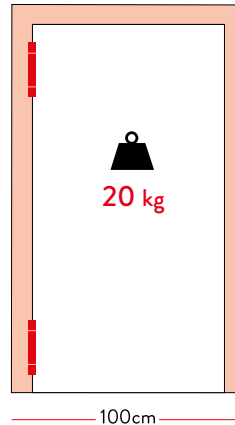
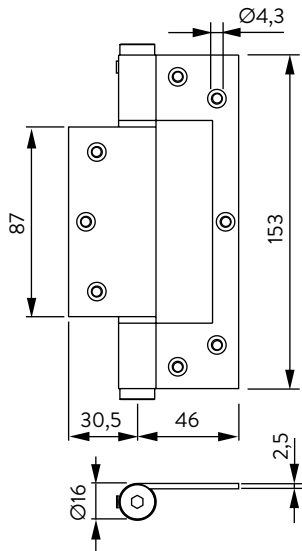
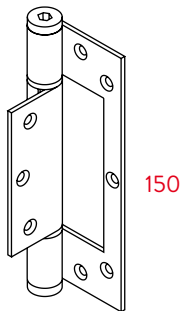
voir tutorial ST



STW 150



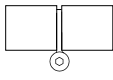
profil 40 mm



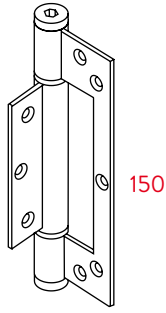
épaisseur 2,5 mm

ST simple action

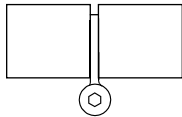
STC E
150



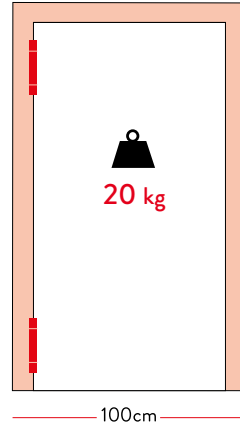
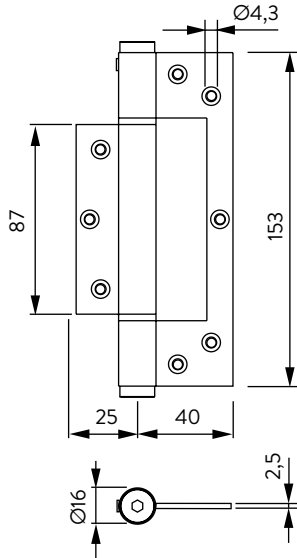
profil 30 mm



150

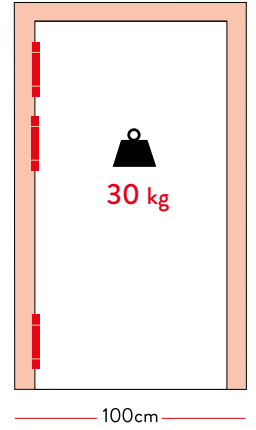


épaisseur 2,5 mm



20 kg

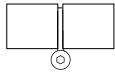
100cm



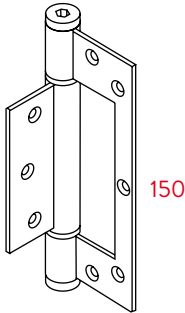
30 kg

100cm

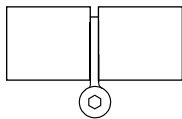
STC
150



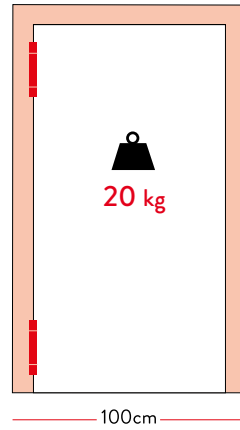
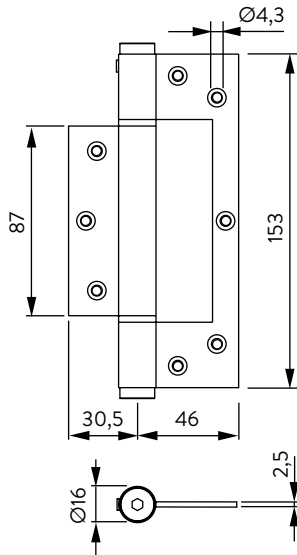
profil 40 mm



150

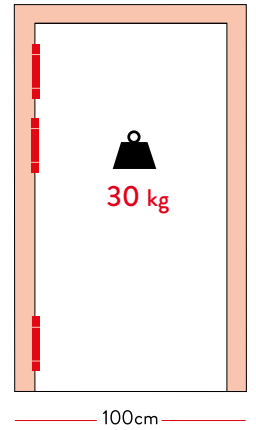


épaisseur 2,5 mm



20 kg

100cm



30 kg

100cm

